



VOORHEES UNIVERSITY  
DIVISION OF STRATEGIC PLANNING, ASSESSMENT AND TECHNOLOGY

As approved by the SACSCOC Board, “Institutional Obligation for Public Disclosure,” requires that member institutions publish “statements of its goals for student achievement and the success of students in achieving those goals.” Voorhees University uses several measures to evaluate student achievement and success in accordance with the University’s mission and strategic plan.

**Mission Statement:**

Voorhees University is a private, diverse, historically black, coeducational, liberal arts, baccalaureate degree-granting institution affiliated with the Episcopal Church. Located in rural South Carolina, the University serves traditional and nontraditional students primarily from South Carolina and the southeastern region of the United States. The University offers each student a comprehensive general education experience coupled with professional education in the values-centered liberal arts environment that supports educational opportunities designed to help prepare students to function in a diverse and increasingly technological society. Accordingly, the University seeks to produce highly qualified graduates who coalesce intellect and faith in pursuit of life-long learning, healthy living, the betterment of society, and an abiding faith in God.

**Institutional Goals Related to Student Achievement:**

- To enhance students’ communicative, critical thinking, qualitative and quantitative skills.
- To expand students’ general and professional knowledge base.
- To provide opportunities for the clarification of values and attitudes in a Christian environment.
- To prepare students for professional careers and/or graduate, professional educational opportunities.
- To provide students with academic, cultural, social, religious and athletic programs that foster leadership and achievement.
- To increase student-assisted faculty research opportunities and internships throughout the University.
- To incorporate measures of student achievement in documenting the institution’s effectiveness.



VOORHEES UNIVERSITY  
DIVISION OF STRATEGIC PLANNING, ASSESSMENT AND TECHNOLOGY

- To recognize the achievements of students, faculty, administrators and staff.
- To recruit, retain, and provide opportunities to develop an excellent faculty and staff within each area of the University.
- To recruit, admit, and retain high quality students.

**Core Requirement 8.1: The institution identifies, evaluates, and publishes goals and outcomes for student achievement appropriate to the institution’s mission, the nature of the students it serves, and the kinds of programs offered. The institution uses multiple measures to document student success. (*Student achievement*) [CR]**

Voorhees University specific measures for student achievement include the following:

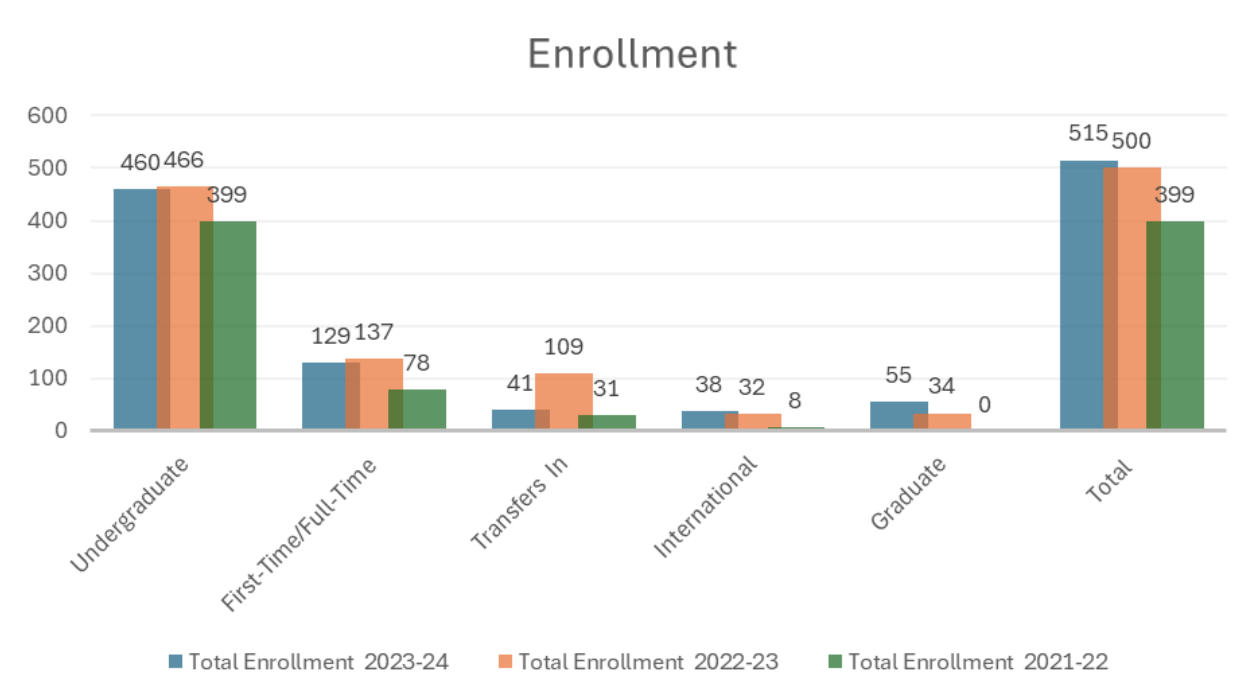
<b>Enrollment</b>	<b>Course Completions</b>	<b>Retention &amp; Graduation Rates</b>
<b>Degrees Awarded/Completed</b>	<b>Acceptance into graduate and professional schools</b>	<b>Placement</b>

With respect to student achievement, Voorhees University maintains records of graduation, retention, job placement and graduate school matriculation. This data is available in the Fact Book. These results are on file and have been used to make improvements to measure the effectiveness of the University.



VOORHEES UNIVERSITY  
DIVISION OF STRATEGIC PLANNING, ASSESSMENT AND TECHNOLOGY

**Enrollment:**





VOORHEES UNIVERSITY  
DIVISION OF STRATEGIC PLANNING, ASSESSMENT AND TECHNOLOGY

<b>ENROLLMENT BY MAJOR</b>			
Year	Spring 2022	Fall 2023	Spring 2024
<b>MAJOR</b>			
<b>Accounting</b>	6	11	11
<b>Biology</b>	40	45	36
<b>Business Administration</b>	53	106	88
<b>Child Development</b>	17	27	21
<b>Computer Science</b>	31	46	42
<b>Criminal Justice</b>	49	65	55
<b>Emergency Management</b>	5	7	5
<b>Hospitality &amp; Tourism Management</b>	0	1	1
<b>Interdisciplinary Studies</b>	10	12	10
<b>Mass Communication</b>	7	12	11
<b>Organizational Management</b>	10	5	4
<b>Psychology</b>	32	40	30
<b>Public Health</b>	16	11	10
<b>Sociology</b>	11	10	9
<b>Sport Management</b>	45	57	47
<b>Theology</b>	6	2	1

**Course Completion by Grade Analysis Report:**



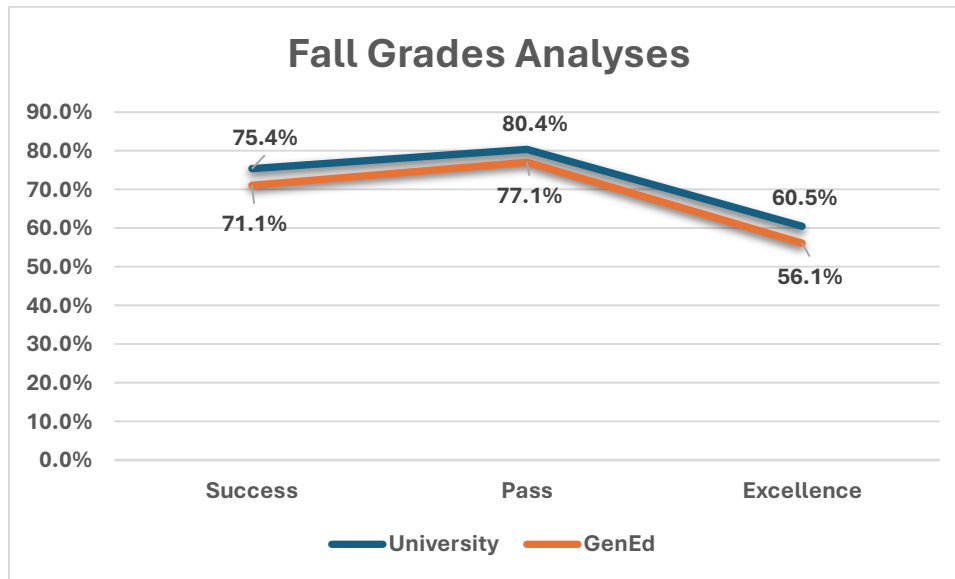
Voorhees University  
DIVISION OF STRATEGIC PLANNING, ASSESSMENT AND TECHNOLOGY

Voorhees University conducts a grade analysis at the end of each semester, which provides data on the proportion of students successfully completing courses for that semester. The table below shows the results of the grade distribution.

UG	A	B	C	D	F	P	W	OTH	N	AVG
2023-2024	37.6	22.9	14.9	5.0	16.0	N/A	N/A	N/A	2830	2.63
2022-2023	34.2	21.8	17.3	4.2	18.4	0.1	3.7	0.2	2647	2.50
2021-2022	31.3	23.8	20.4	4.7	18.5	0.1	1.1	0.0	2137	2.44
2020-2021	29.9	25.4	19.2	4.0	17.5	0.1	3.6	0.2	2028	2.42

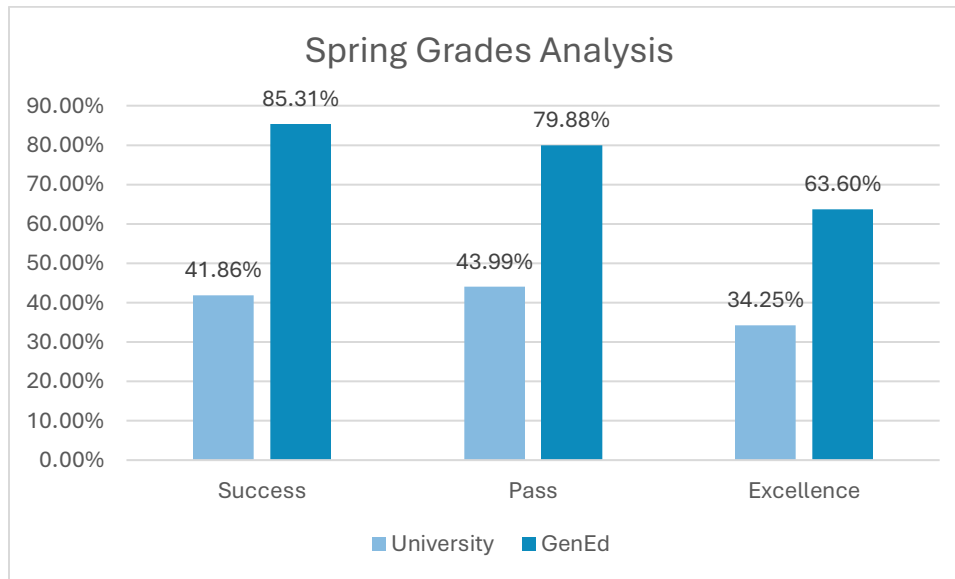


VOORHEES UNIVERSITY  
DIVISION OF STRATEGIC PLANNING, ASSESSMENT AND TECHNOLOGY





VOORHEES UNIVERSITY  
DIVISION OF STRATEGIC PLANNING, ASSESSMENT AND TECHNOLOGY



**Fall 2023 Grade Distribution by Course**

<b>Course</b>	<b>N</b>	<b>A%</b>	<b>B%</b>	<b>C%</b>	<b>D%</b>	<b>F%</b>	<b>P%</b>	<b>W%</b>
ACT 231	22	22.7%	40.9%	9.1%	9.1%	18.2%	0.0%	0.0%
ACT 333	2	50.0%	0.0%	0.0%	0.0%	50.0%	0.0%	0.0%
ACT 337	6	0.0%	33.3%	16.7%	16.7%	33.3%	0.0%	0.0%
ART 220	30	66.7%	3.3%	10.0%	0.0%	16.7%	0.0%	3.3%
BA 130	37	67.6%	13.5%	5.4%	2.7%	10.8%	0.0%	0.0%



VOORHEES UNIVERSITY  
DIVISION OF STRATEGIC PLANNING, ASSESSMENT AND TECHNOLOGY

**Fall 2023 Grade Distribution by Course**

<i>BA 134</i>	27	3.7%	29.6%	25.9%	7.4%	29.6%	0.0%	3.7%
<i>BA 230</i>	28	46.4%	28.6%	14.3%	0.0%	10.7%	0.0%	0.0%
<i>BA 232</i>	35	20.0%	22.9%	14.3%	2.9%	37.1%	0.0%	2.9%
<i>BA 332</i>	22	36.4%	36.4%	18.2%	4.5%	4.5%	0.0%	0.0%
<i>BA 333</i>	6	83.3%	16.7%	0.0%	0.0%	0.0%	0.0%	0.0%
<i>BA 342</i>	29	93.1%	3.4%	0.0%	0.0%	3.4%	0.0%	0.0%
<i>BA 346</i>	4	25.0%	25.0%	25.0%	0.0%	25.0%	0.0%	0.0%
<i>BA 400</i>	7	28.6%	14.3%	28.6%	0.0%	28.6%	0.0%	0.0%
<i>BA 432</i>	8	50.0%	12.5%	0.0%	0.0%	25.0%	12.5%	0.0%
<i>BIO 130</i>	88	18.2%	11.4%	20.5%	10.2%	28.4%	0.0%	11.4%
<i>BIO 245</i>	24	54.2%	16.7%	8.3%	16.7%	4.2%	0.0%	0.0%
<i>BIO 341</i>	9	11.1%	0.0%	33.3%	11.1%	44.4%	0.0%	0.0%
<i>BIO 342</i>	7	14.3%	14.3%	42.9%	0.0%	28.6%	0.0%	0.0%
<i>BIO 450</i>	7	71.4%	14.3%	0.0%	14.3%	0.0%	0.0%	0.0%
<i>CBIS 231</i>	18	38.9%	11.1%	16.7%	16.7%	16.7%	0.0%	0.0%
<i>CD 100</i>	2	0.0%	100.0%	0.0%	0.0%	0.0%	0.0%	0.0%
<i>CD 200</i>	9	44.4%	22.2%	11.1%	0.0%	22.2%	0.0%	0.0%
<i>CD 302</i>	1	0.0%	100.0%	0.0%	0.0%	0.0%	0.0%	0.0%
<i>CD 304</i>	1	0.0%	100.0%	0.0%	0.0%	0.0%	0.0%	0.0%
<i>CD 305</i>	6	16.7%	50.0%	16.7%	0.0%	16.7%	0.0%	0.0%
<i>CHEM 141</i>	28	7.1%	25.0%	14.3%	21.4%	21.4%	0.0%	10.7%





VOORHEES UNIVERSITY  
DIVISION OF STRATEGIC PLANNING, ASSESSMENT AND TECHNOLOGY

**Fall 2023 Grade Distribution by Course**

<i>CHEM 241</i>	9	11.1%	44.4%	11.1%	22.2%	11.1%	0.0%	0.0%
<i>CJ 231</i>	15	33.3%	26.7%	33.3%	0.0%	0.0%	0.0%	6.7%
<i>CJ 232</i>	22	50.0%	22.7%	13.6%	0.0%	13.6%	0.0%	0.0%
<i>CJ 331</i>	6	50.0%	16.7%	0.0%	0.0%	33.3%	0.0%	0.0%
<i>CJ 332</i>	19	15.8%	21.1%	10.5%	26.3%	21.1%	0.0%	5.3%
<i>CJ 334</i>	7	14.3%	14.3%	71.4%	0.0%	0.0%	0.0%	0.0%
<i>CMP 130</i>	90	13.3%	21.1%	10.0%	7.8%	41.1%	0.0%	6.7%
<i>CMP 150</i>	8	12.5%	12.5%	12.5%	0.0%	50.0%	0.0%	12.5%
<i>CMP 224</i>	5	60.0%	20.0%	20.0%	0.0%	0.0%	0.0%	0.0%
<i>CMP 225</i>	10	30.0%	30.0%	30.0%	0.0%	0.0%	0.0%	10.0%
<i>CMP 234</i>	8	37.5%	50.0%	12.5%	0.0%	0.0%	0.0%	0.0%
<i>CMP 311</i>	10	0.0%	40.0%	60.0%	0.0%	0.0%	0.0%	0.0%
<i>CMP 333</i>	9	44.4%	44.4%	0.0%	0.0%	11.1%	0.0%	0.0%
<i>CMP 420</i>	3	66.7%	33.3%	0.0%	0.0%	0.0%	0.0%	0.0%
<i>CMP 431</i>	7	42.9%	28.6%	0.0%	0.0%	28.6%	0.0%	0.0%
<i>CMP 433</i>	1	0.0%	0.0%	0.0%	0.0%	100.0%	0.0%	0.0%
<i>CP 120</i>	132	47.7%	15.2%	14.4%	0.8%	15.2%	0.0%	6.8%
<i>CP 121</i>	63	27.0%	19.0%	17.5%	19.0%	15.9%	0.0%	1.6%
<i>CP 201</i>	111	46.8%	18.0%	7.2%	6.3%	18.9%	0.0%	2.7%
<i>CP 202</i>	22	63.6%	18.2%	9.1%	4.5%	4.5%	0.0%	0.0%
<i>CP 301</i>	46	21.7%	34.8%	32.6%	2.2%	8.7%	0.0%	0.0%



VOORHEES UNIVERSITY  
DIVISION OF STRATEGIC PLANNING, ASSESSMENT AND TECHNOLOGY

**Fall 2023 Grade Distribution by Course**

CP 302	9	55.6%	33.3%	11.1%	0.0%	0.0%	0.0%	0.0%
CP 401	31	22.6%	9.7%	41.9%	12.9%	12.9%	0.0%	0.0%
CP 402	37	13.5%	27.0%	43.2%	5.4%	10.8%	0.0%	0.0%
CPHCD401	6	0.0%	83.3%	16.7%	0.0%	0.0%	0.0%	0.0%
CPHCD402	7	42.9%	28.6%	14.3%	0.0%	14.3%	0.0%	0.0%
ECO 231	36	33.3%	13.9%	22.2%	8.3%	19.4%	0.0%	2.8%
EDU 230	1	0.0%	0.0%	100.0%	0.0%	0.0%	0.0%	0.0%
EDU 234	1	100.0%	0.0%	0.0%	0.0%	0.0%	0.0%	0.0%
EDU 235	2	100.0%	0.0%	0.0%	0.0%	0.0%	0.0%	0.0%
EDU 330	1	100.0%	0.0%	0.0%	0.0%	0.0%	0.0%	0.0%
EDU 331	7	100.0%	0.0%	0.0%	0.0%	0.0%	0.0%	0.0%
EDU 341	4	0.0%	75.0%	25.0%	0.0%	0.0%	0.0%	0.0%
EDU 342	1	100.0%	0.0%	0.0%	0.0%	0.0%	0.0%	0.0%
EM 101	2	0.0%	50.0%	50.0%	0.0%	0.0%	0.0%	0.0%
EM 301	4	0.0%	50.0%	50.0%	0.0%	0.0%	0.0%	0.0%
EM 332	3	0.0%	100.0%	0.0%	0.0%	0.0%	0.0%	0.0%
EM 380	4	25.0%	50.0%	25.0%	0.0%	0.0%	0.0%	0.0%
EM 415	4	0.0%	100.0%	0.0%	0.0%	0.0%	0.0%	0.0%
EM 490	3	0.0%	66.7%	33.3%	0.0%	0.0%	0.0%	0.0%
ENG 131	101	14.9%	27.7%	14.9%	1.0%	36.6%	0.0%	5.0%
ENG 132	101	20.8%	34.7%	14.9%	0.0%	27.7%	0.0%	2.0%



VOORHEES UNIVERSITY  
DIVISION OF STRATEGIC PLANNING, ASSESSMENT AND TECHNOLOGY

**Fall 2023 Grade Distribution by Course**

<i>FIN 331</i>	18	27.8%	33.3%	22.2%	11.1%	5.6%	0.0%	0.0%
<i>FIN 430</i>	2	100.0%	0.0%	0.0%	0.0%	0.0%	0.0%	0.0%
<i>FIN 435</i>	6	50.0%	16.7%	0.0%	33.3%	0.0%	0.0%	0.0%
<i>FREN 131</i>	39	53.8%	25.6%	7.7%	0.0%	10.3%	0.0%	2.6%
<i>FREN 132</i>	11	100.0%	0.0%	0.0%	0.0%	0.0%	0.0%	0.0%
<i>HIST 234</i>	40	12.5%	17.5%	25.0%	0.0%	40.0%	0.0%	5.0%
<i>HSC 100</i>	3	100.0%	0.0%	0.0%	0.0%	0.0%	0.0%	0.0%
<i>HSC 101</i>	4	100.0%	0.0%	0.0%	0.0%	0.0%	0.0%	0.0%
<i>HSC 231</i>	17	23.5%	11.8%	11.8%	17.6%	17.6%	0.0%	17.6%
<i>HSC 232</i>	4	25.0%	50.0%	0.0%	0.0%	25.0%	0.0%	0.0%
<i>HSC 431</i>	3	0.0%	66.7%	33.3%	0.0%	0.0%	0.0%	0.0%
<i>INDS 400</i>	12	66.7%	0.0%	0.0%	0.0%	33.3%	0.0%	0.0%
<i>INDS 401</i>	12	91.7%	0.0%	0.0%	0.0%	0.0%	0.0%	8.3%
<i>INDS 402</i>	14	28.6%	35.7%	0.0%	7.1%	28.6%	0.0%	0.0%
<i>INDS 403</i>	12	33.3%	25.0%	16.7%	16.7%	0.0%	0.0%	8.3%
<i>MATH 121</i>	54	16.7%	24.1%	24.1%	9.3%	20.4%	0.0%	5.6%
<i>MATH 131</i>	32	21.9%	40.6%	18.8%	6.3%	9.4%	0.0%	3.1%
<i>MATH 231</i>	21	61.9%	33.3%	0.0%	0.0%	0.0%	0.0%	4.8%
<i>MATH 232</i>	9	33.3%	11.1%	44.4%	0.0%	0.0%	0.0%	11.1%
<i>MATH 331</i>	12	16.7%	58.3%	16.7%	0.0%	8.3%	0.0%	0.0%
<i>MATH 341</i>	4	25.0%	25.0%	0.0%	0.0%	25.0%	0.0%	25.0%



VOORHEES UNIVERSITY  
DIVISION OF STRATEGIC PLANNING, ASSESSMENT AND TECHNOLOGY

**Fall 2023 Grade Distribution by Course**

<i>MCJ 335</i>	3	33.3%	33.3%	33.3%	0.0%	0.0%	0.0%	0.0%
<i>MCJ 336</i>	1	0.0%	100.0%	0.0%	0.0%	0.0%	0.0%	0.0%
<i>MCM 235</i>	2	50.0%	0.0%	50.0%	0.0%	0.0%	0.0%	0.0%
<i>MCP 239</i>	5	20.0%	40.0%	20.0%	0.0%	20.0%	0.0%	0.0%
<i>MCR 230</i>	2	0.0%	50.0%	0.0%	0.0%	0.0%	0.0%	50.0%
<i>MEDU 500</i>	20	65.0%	10.0%	0.0%	0.0%	10.0%	0.0%	15.0%
<i>MEDU 600</i>	20	35.0%	45.0%	5.0%	0.0%	5.0%	0.0%	10.0%
<i>MEDU 601</i>	25	32.0%	44.0%	0.0%	0.0%	12.0%	0.0%	12.0%
<i>MEDU 604</i>	6	66.7%	33.3%	0.0%	0.0%	0.0%	0.0%	0.0%
<i>MEDU 609</i>	40	52.5%	37.5%	0.0%	0.0%	2.5%	0.0%	7.5%
<i>MEDU 620</i>	17	58.8%	23.5%	5.9%	0.0%	11.8%	0.0%	0.0%
<i>MEDU 632</i>	6	83.3%	16.7%	0.0%	0.0%	0.0%	0.0%	0.0%
<i>MEDU 650</i>	20	75.0%	20.0%	0.0%	0.0%	5.0%	0.0%	0.0%
<i>MEDU 676</i>	19	78.9%	15.8%	0.0%	0.0%	5.3%	0.0%	0.0%
<i>MEDU 690</i>	9	44.4%	55.6%	0.0%	0.0%	0.0%	0.0%	0.0%
<i>MEDU 692</i>	8	12.5%	75.0%	12.5%	0.0%	0.0%	0.0%	0.0%
<i>MGT 331</i>	3	33.3%	33.3%	0.0%	0.0%	33.3%	0.0%	0.0%
<i>MGT 333</i>	17	17.6%	17.6%	41.2%	17.6%	5.9%	0.0%	0.0%
<i>MGT 337</i>	13	38.5%	7.7%	46.2%	0.0%	7.7%	0.0%	0.0%
<i>MGT 338</i>	5	40.0%	20.0%	40.0%	0.0%	0.0%	0.0%	0.0%
<i>MKT 331</i>	13	30.8%	23.1%	30.8%	0.0%	15.4%	0.0%	0.0%



VOORHEES UNIVERSITY  
DIVISION OF STRATEGIC PLANNING, ASSESSMENT AND TECHNOLOGY

**Fall 2023 Grade Distribution by Course**

<i>MKT 335</i>	4	0.0%	0.0%	75.0%	0.0%	25.0%	0.0%	0.0%
<i>MS 101</i>	1	100.0%	0.0%	0.0%	0.0%	0.0%	0.0%	0.0%
<i>MS 201</i>	5	40.0%	20.0%	0.0%	0.0%	40.0%	0.0%	0.0%
<i>MS 321</i>	3	0.0%	0.0%	100.0%	0.0%	0.0%	0.0%	0.0%
<i>MUS 220</i>	58	51.7%	19.0%	6.9%	3.4%	15.5%	0.0%	3.4%
<i>OGMT 331</i>	3	100.0%	0.0%	0.0%	0.0%	0.0%	0.0%	0.0%
<i>OGMT 335</i>	3	100.0%	0.0%	0.0%	0.0%	0.0%	0.0%	0.0%
<i>OGMT 337</i>	3	100.0%	0.0%	0.0%	0.0%	0.0%	0.0%	0.0%
<i>OGMT 340</i>	10	50.0%	10.0%	0.0%	0.0%	40.0%	0.0%	0.0%
<i>OGMT 351</i>	3	100.0%	0.0%	0.0%	0.0%	0.0%	0.0%	0.0%
<i>OGMT 444</i>	4	0.0%	0.0%	0.0%	0.0%	0.0%	100.0%	0.0%
<i>OGMT 452</i>	2	100.0%	0.0%	0.0%	0.0%	0.0%	0.0%	0.0%
<i>PE 120</i>	40	30.0%	5.0%	27.5%	20.0%	17.5%	0.0%	0.0%
<i>PHYS 130</i>	74	25.7%	12.2%	18.9%	10.8%	32.4%	0.0%	0.0%
<i>PHYS 241</i>	18	27.8%	33.3%	11.1%	11.1%	11.1%	0.0%	5.6%
<i>PSY 101</i>	16	37.5%	18.8%	25.0%	6.3%	12.5%	0.0%	0.0%
<i>PSY 230</i>	54	29.6%	27.8%	20.4%	5.6%	14.8%	0.0%	1.9%
<i>PSY 252</i>	15	53.3%	6.7%	13.3%	6.7%	20.0%	0.0%	0.0%
<i>PSY 360</i>	9	33.3%	11.1%	0.0%	0.0%	44.4%	0.0%	11.1%
<i>PSY 365</i>	2	0.0%	50.0%	50.0%	0.0%	0.0%	0.0%	0.0%
<i>PSY 370</i>	4	50.0%	25.0%	0.0%	25.0%	0.0%	0.0%	0.0%



VOORHEES UNIVERSITY  
DIVISION OF STRATEGIC PLANNING, ASSESSMENT AND TECHNOLOGY

**Fall 2023 Grade Distribution by Course**

REC 222	4	50.0%	0.0%	25.0%	0.0%	25.0%	0.0%	0.0%
REC 321	8	87.5%	12.5%	0.0%	0.0%	0.0%	0.0%	0.0%
REL 231	4	0.0%	25.0%	25.0%	0.0%	25.0%	0.0%	25.0%
REL 232	31	25.8%	25.8%	25.8%	6.5%	16.1%	0.0%	0.0%
REL 233	32	43.8%	21.9%	6.3%	6.3%	12.5%	0.0%	9.4%
SM 231	16	87.5%	0.0%	0.0%	0.0%	6.3%	0.0%	6.3%
SM 331	12	100.0%	0.0%	0.0%	0.0%	0.0%	0.0%	0.0%
SM 332	10	90.0%	10.0%	0.0%	0.0%	0.0%	0.0%	0.0%
SM 333	8	12.5%	50.0%	0.0%	0.0%	37.5%	0.0%	0.0%
SM 431	7	0.0%	71.4%	14.3%	0.0%	14.3%	0.0%	0.0%
SM 433	9	100.0%	0.0%	0.0%	0.0%	0.0%	0.0%	0.0%
SM 440	3	100.0%	0.0%	0.0%	0.0%	0.0%	0.0%	0.0%
SOC 230	27	63.0%	0.0%	7.4%	18.5%	7.4%	0.0%	3.7%
SOC 334	1	0.0%	0.0%	0.0%	0.0%	0.0%	0.0%	100.0%
SOC 335	7	14.3%	57.1%	0.0%	0.0%	14.3%	0.0%	14.3%
SOC 337	9	66.7%	22.2%	0.0%	0.0%	0.0%	0.0%	11.1%
SOC 432	16	68.8%	6.3%	6.3%	0.0%	18.8%	0.0%	0.0%
SOCJ 333	6	33.3%	16.7%	50.0%	0.0%	0.0%	0.0%	0.0%
SOCJ 431	1	100.0%	0.0%	0.0%	0.0%	0.0%	0.0%	0.0%
SPAN 131	41	39.0%	19.5%	24.4%	0.0%	12.2%	0.0%	4.9%
SPAN 132	12	66.7%	8.3%	25.0%	0.0%	0.0%	0.0%	0.0%



VOORHEES UNIVERSITY  
DIVISION OF STRATEGIC PLANNING, ASSESSMENT AND TECHNOLOGY

**Fall 2023 Grade Distribution by Course**

<i>SPCH 130</i>	52	42.3%	28.8%	11.5%	11.5%	1.9%	0.0%	3.8%
<i>SS 231</i>	25	60.0%	36.0%	0.0%	0.0%	4.0%	0.0%	0.0%
<i>SS 331</i>	16	62.5%	31.3%	6.3%	0.0%	0.0%	0.0%	0.0%
<i>SS 332</i>	20	25.0%	10.0%	15.0%	10.0%	40.0%	0.0%	0.0%
<i>SS 435</i>	10	30.0%	50.0%	20.0%	0.0%	0.0%	0.0%	0.0%
<i>SS 440</i>	13	38.5%	46.2%	15.4%	0.0%	0.0%	0.0%	0.0%
<i>THE 331</i>	3	66.7%	0.0%	33.3%	0.0%	0.0%	0.0%	0.0%
<i>THE 431</i>	3	66.7%	33.3%	0.0%	0.0%	0.0%	0.0%	0.0%
<i>THE 433</i>	1	100.0%	0.0%	0.0%	0.0%	0.0%	0.0%	0.0%
<i>THE 434</i>	1	0.0%	100.0%	0.0%	0.0%	0.0%	0.0%	0.0%
<b>Grand Total</b>	<b>2753</b>	<b>37.5%</b>	<b>22.6%</b>	<b>14.9%</b>	<b>5.1%</b>	<b>16.4%</b>	<b>0.2%</b>	<b>3.3%</b>

**FALL 2023 GATEWAY COURSES**

<b>COURSE</b>	<b>N</b>	<b>A%</b>	<b>B%</b>	<b>C%</b>	<b>D%</b>	<b>F%</b>	<b>P%</b>	<b>W%</b>
<b>ACT 231</b>	22	22.70%	40.90%	9.10%	9.10%	18.20%	0.00%	0.00%
<b>ART 220</b>	30	66.70%	3.30%	10.00%	0.00%	16.70%	0.00%	3.30%
<b>BA 130</b>	37	67.60%	13.50%	5.40%	2.70%	10.80%	0.00%	0.00%
<b>BA 134</b>	27	3.70%	29.60%	25.90%	7.40%	29.60%	0.00%	3.70%
<b>BA 230</b>	28	46.40%	28.60%	14.30%	0.00%	10.70%	0.00%	0.00%



VOORHEES UNIVERSITY  
DIVISION OF STRATEGIC PLANNING, ASSESSMENT AND TECHNOLOGY

**FALL 2023 GATEWAY COURSES**

<b>BA 232</b>	35	20.00%	22.90%	14.30%	2.90%	37.10%	0.00%	2.90%
<b>BIO 130</b>	88	18.20%	11.40%	20.50%	10.20%	28.40%	0.00%	11.40%
<b>BIO 245</b>	24	54.20%	16.70%	8.30%	16.70%	4.20%	0.00%	0.00%
<b>CBIS 231</b>	18	38.90%	11.10%	16.70%	16.70%	16.70%	0.00%	0.00%
<b>CD 100</b>	2	0.00%	100.00%	0.00%	0.00%	0.00%	0.00%	0.00%
<b>CD 200</b>	9	44.40%	22.20%	11.10%	0.00%	22.20%	0.00%	0.00%
<b>CHEM 141</b>	28	7.10%	25.00%	14.30%	21.40%	21.40%	0.00%	10.70%
<b>CHEM 241</b>	9	11.10%	44.40%	11.10%	22.20%	11.10%	0.00%	0.00%
<b>CJ 231</b>	15	33.30%	26.70%	33.30%	0.00%	0.00%	0.00%	6.70%
<b>CJ 232</b>	22	50.00%	22.70%	13.60%	0.00%	13.60%	0.00%	0.00%
<b>CMP 130</b>	90	13.30%	21.10%	10.00%	7.80%	41.10%	0.00%	6.70%
<b>CMP 150</b>	8	12.50%	12.50%	12.50%	0.00%	50.00%	0.00%	12.50%
<b>CMP 224</b>	5	60.00%	20.00%	20.00%	0.00%	0.00%	0.00%	0.00%





VOORHEES UNIVERSITY  
DIVISION OF STRATEGIC PLANNING, ASSESSMENT AND TECHNOLOGY

**FALL 2023 GATEWAY COURSES**

<b>CMP 225</b>	10	30.00%	30.00%	30.00%	0.00%	0.00%	0.00%	10.00%
<b>CMP 234</b>	8	37.50%	50.00%	12.50%	0.00%	0.00%	0.00%	0.00%
<b>CP 120</b>	132	47.70%	15.20%	14.40%	0.80%	15.20%	0.00%	6.80%
<b>CP 121</b>	63	27.00%	19.00%	17.50%	19.00%	15.90%	0.00%	1.60%
<b>CP 201</b>	111	46.80%	18.00%	7.20%	6.30%	18.90%	0.00%	2.70%
<b>CP 202</b>	22	63.60%	18.20%	9.10%	4.50%	4.50%	0.00%	0.00%
<b>ECO 231</b>	36	33.30%	13.90%	22.20%	8.30%	19.40%	0.00%	2.80%
<b>EDU 230</b>	1	0.00%	0.00%	100.00%	0.00%	0.00%	0.00%	0.00%
<b>EDU 234</b>	1	100.00%	0.00%	0.00%	0.00%	0.00%	0.00%	0.00%
<b>EDU 235</b>	2	100.00%	0.00%	0.00%	0.00%	0.00%	0.00%	0.00%
<b>EM 101</b>	2	0.00%	50.00%	50.00%	0.00%	0.00%	0.00%	0.00%
<b>ENG 131</b>	101	14.90%	27.70%	14.90%	1.00%	36.60%	0.00%	5.00%



VOORHEES UNIVERSITY  
DIVISION OF STRATEGIC PLANNING, ASSESSMENT AND TECHNOLOGY

**FALL 2023 GATEWAY COURSES**

<b>ENG 132</b>	101	20.80%	34.70%	14.90%	0.00%	27.70%	0.00%	2.00%
--------------------	-----	--------	--------	--------	-------	--------	-------	-------

**Spring 2024 Grade Distribution by Course**

Course	Total	A%	B%	C%	D%	F%	I%	P%	W%
<b>ACT 231</b>	7	28.6%	14.3%	0.0%	14.3%	28.6%	14.3%	0.0%	0.0%
<b>ACT 331</b>	1	100.0%	0.0%	0.0%	0.0%	0.0%	0.0%	0.0%	0.0%
<b>ACT 332</b>	1	0.0%	100.0%	0.0%	0.0%	0.0%	0.0%	0.0%	0.0%
<b>ACT 337</b>	7	14.3%	57.1%	28.6%	0.0%	0.0%	0.0%	0.0%	0.0%
<b>ART 220</b>	18	50.0%	16.7%	22.2%	0.0%	11.1%	0.0%	0.0%	0.0%
<b>BA 134</b>	29	75.9%	3.4%	3.4%	6.9%	3.4%	3.4%	0.0%	3.4%
<b>BA 230</b>	20	95.0%	0.0%	0.0%	0.0%	0.0%	0.0%	0.0%	5.0%
<b>BA 232</b>	27	77.8%	3.7%	0.0%	7.4%	7.4%	0.0%	0.0%	3.7%
<b>BA 332</b>	10	50.0%	20.0%	20.0%	10.0%	0.0%	0.0%	0.0%	0.0%
<b>BA 333</b>	21	52.4%	33.3%	14.3%	0.0%	0.0%	0.0%	0.0%	0.0%
<b>BA 338</b>	32	81.3%	3.1%	9.4%	0.0%	6.3%	0.0%	0.0%	0.0%
<b>BA 340</b>	11	45.5%	27.3%	9.1%	0.0%	18.2%	0.0%	0.0%	0.0%
<b>BA 341</b>	9	22.2%	22.2%	22.2%	0.0%	33.3%	0.0%	0.0%	0.0%
<b>BA 342</b>	16	37.5%	37.5%	6.3%	12.5%	6.3%	0.0%	0.0%	0.0%
<b>BA 400</b>	1	100.0%	0.0%	0.0%	0.0%	0.0%	0.0%	0.0%	0.0%



VOORHEES UNIVERSITY  
DIVISION OF STRATEGIC PLANNING, ASSESSMENT AND TECHNOLOGY

**Spring 2024 Grade Distribution by Course**

<b>BA 431</b>	9	44.4%	33.3%	11.1%	0.0%	11.1%	0.0%	0.0%	0.0%
<b>BA 432</b>	3	33.3%	0.0%	0.0%	0.0%	66.7%	0.0%	0.0%	0.0%
<b>BIO 130</b>	40	17.5%	12.5%	30.0%	12.5%	25.0%	0.0%	0.0%	2.5%
<b>BIO 131</b>	10	20.0%	40.0%	30.0%	10.0%	0.0%	0.0%	0.0%	0.0%
<b>BIO 280</b>	10	40.0%	10.0%	20.0%	0.0%	30.0%	0.0%	0.0%	0.0%
<b>BIO 440</b>	5	60.0%	40.0%	0.0%	0.0%	0.0%	0.0%	0.0%	0.0%
<b>BIO 441</b>	6	16.7%	16.7%	0.0%	16.7%	50.0%	0.0%	0.0%	0.0%
<b>BIO 442</b>	9	0.0%	22.2%	44.4%	0.0%	33.3%	0.0%	0.0%	0.0%
<b>BIO 443</b>	3	100.0%	0.0%	0.0%	0.0%	0.0%	0.0%	0.0%	0.0%
<b>BIO 462</b>	5	0.0%	40.0%	0.0%	40.0%	20.0%	0.0%	0.0%	0.0%
<b>BIOL 130</b>	40	17.5%	10.0%	20.0%	7.5%	42.5%	0.0%	0.0%	2.5%
<b>BIOL 131</b>	10	20.0%	10.0%	60.0%	0.0%	10.0%	0.0%	0.0%	0.0%
<b>CBIS 231</b>	17	5.9%	52.9%	5.9%	11.8%	17.6%	0.0%	0.0%	5.9%
<b>CD 100</b>	7	57.1%	14.3%	14.3%	14.3%	0.0%	0.0%	0.0%	0.0%
<b>CD 200</b>	3	0.0%	66.7%	0.0%	0.0%	33.3%	0.0%	0.0%	0.0%
<b>CD 201</b>	2	50.0%	50.0%	0.0%	0.0%	0.0%	0.0%	0.0%	0.0%
<b>CD 301</b>	6	50.0%	0.0%	16.7%	0.0%	33.3%	0.0%	0.0%	0.0%
<b>CD 302</b>	3	33.3%	0.0%	33.3%	0.0%	33.3%	0.0%	0.0%	0.0%
<b>CD 304</b>	5	80.0%	0.0%	0.0%	0.0%	0.0%	20.0%	0.0%	0.0%
<b>CD 402</b>	2	0.0%	50.0%	0.0%	0.0%	50.0%	0.0%	0.0%	0.0%
<b>CHEM 142</b>	10	10.0%	20.0%	40.0%	20.0%	10.0%	0.0%	0.0%	0.0%
<b>CHEM 242</b>	8	12.5%	37.5%	37.5%	12.5%	0.0%	0.0%	0.0%	0.0%



VOORHEES UNIVERSITY  
DIVISION OF STRATEGIC PLANNING, ASSESSMENT AND TECHNOLOGY

**Spring 2024 Grade Distribution by Course**

<b>CHEM 440</b>	4	25.0%	50.0%	25.0%	0.0%	0.0%	0.0%	0.0%	0.0%
<b>CJ 232</b>	20	40.0%	30.0%	25.0%	0.0%	0.0%	0.0%	0.0%	5.0%
<b>CJ 332</b>	11	18.2%	45.5%	27.3%	0.0%	9.1%	0.0%	0.0%	0.0%
<b>CJ 333</b>	17	11.8%	35.3%	35.3%	11.8%	5.9%	0.0%	0.0%	0.0%
<b>CJ 334</b>	14	21.4%	28.6%	42.9%	0.0%	7.1%	0.0%	0.0%	0.0%
<b>CJ 432</b>	7	71.4%	28.6%	0.0%	0.0%	0.0%	0.0%	0.0%	0.0%
<b>CMP 130</b>	51	17.6%	17.6%	29.4%	5.9%	29.4%	0.0%	0.0%	0.0%
<b>CMP 150</b>	12	16.7%	33.3%	33.3%	0.0%	16.7%	0.0%	0.0%	0.0%
<b>CMP 225</b>	6	83.3%	16.7%	0.0%	0.0%	0.0%	0.0%	0.0%	0.0%
<b>CMP 320</b>	17	58.8%	29.4%	11.8%	0.0%	0.0%	0.0%	0.0%	0.0%
<b>CMP 334</b>	8	87.5%	12.5%	0.0%	0.0%	0.0%	0.0%	0.0%	0.0%
<b>CMP 341</b>	1	0.0%	0.0%	100.0%	0.0%	0.0%	0.0%	0.0%	0.0%
<b>CMP 382</b>	10	50.0%	40.0%	10.0%	0.0%	0.0%	0.0%	0.0%	0.0%
<b>CMP 432</b>	4	0.0%	75.0%	25.0%	0.0%	0.0%	0.0%	0.0%	0.0%
<b>CMP 442</b>	7	85.7%	14.3%	0.0%	0.0%	0.0%	0.0%	0.0%	0.0%
<b>CMP 491</b>	1	0.0%	100.0%	0.0%	0.0%	0.0%	0.0%	0.0%	0.0%
<b>CP 121</b>	107	50.5%	19.6%	11.2%	4.7%	13.1%	0.0%	0.0%	0.9%
<b>CP 201</b>	10	90.0%	10.0%	0.0%	0.0%	0.0%	0.0%	0.0%	0.0%
<b>CP 202</b>	112	43.8%	19.6%	8.0%	5.4%	17.0%	5.4%	0.0%	0.9%
<b>CP 301</b>	28	46.4%	35.7%	7.1%	10.7%	0.0%	0.0%	0.0%	0.0%
<b>CP 302</b>	50	22.0%	50.0%	22.0%	2.0%	2.0%	2.0%	0.0%	0.0%
<b>CP 401</b>	14	14.3%	7.1%	35.7%	7.1%	35.7%	0.0%	0.0%	0.0%



VOORHEES UNIVERSITY  
DIVISION OF STRATEGIC PLANNING, ASSESSMENT AND TECHNOLOGY

<b>Spring 2024 Grade Distribution by Course</b>									
<b>CP 402</b>	17	41.2%	47.1%	0.0%	0.0%	0.0%	11.8%	0.0%	0.0%
<b>ECO 232</b>	29	37.9%	24.1%	20.7%	17.2%	0.0%	0.0%	0.0%	0.0%
<b>EDU 230</b>	10	60.0%	20.0%	20.0%	0.0%	0.0%	0.0%	0.0%	0.0%
<b>EDU 232</b>	11	81.8%	0.0%	0.0%	0.0%	18.2%	0.0%	0.0%	0.0%
<b>EDU 235</b>	6	66.7%	33.3%	0.0%	0.0%	0.0%	0.0%	0.0%	0.0%
<b>EDU 330</b>	3	100.0%	0.0%	0.0%	0.0%	0.0%	0.0%	0.0%	0.0%
<b>EM 101</b>	2	50.0%	50.0%	0.0%	0.0%	0.0%	0.0%	0.0%	0.0%
<b>EM 201</b>	3	66.7%	33.3%	0.0%	0.0%	0.0%	0.0%	0.0%	0.0%
<b>EM 335</b>	2	50.0%	50.0%	0.0%	0.0%	0.0%	0.0%	0.0%	0.0%
<b>EM 370</b>	2	50.0%	50.0%	0.0%	0.0%	0.0%	0.0%	0.0%	0.0%
<b>EM 390</b>	2	100.0%	0.0%	0.0%	0.0%	0.0%	0.0%	0.0%	0.0%
<b>EM 490</b>	1	100.0%	0.0%	0.0%	0.0%	0.0%	0.0%	0.0%	0.0%
<b>ENG 131</b>	44	47.7%	22.7%	13.6%	0.0%	13.6%	2.3%	0.0%	0.0%
<b>ENG 132</b>	60	10.0%	21.7%	43.3%	0.0%	23.3%	0.0%	0.0%	1.7%
<b>ENG 231</b>	1	100.0%	0.0%	0.0%	0.0%	0.0%	0.0%	0.0%	0.0%
<b>FIN 332</b>	1	100.0%	0.0%	0.0%	0.0%	0.0%	0.0%	0.0%	0.0%
<b>FIN 430</b>	1	100.0%	0.0%	0.0%	0.0%	0.0%	0.0%	0.0%	0.0%
<b>FREN 131</b>	17	88.2%	0.0%	5.9%	0.0%	5.9%	0.0%	0.0%	0.0%
<b>FREN 132</b>	13	84.6%	0.0%	7.7%	0.0%	0.0%	0.0%	0.0%	7.7%
<b>GEOG 230</b>	9	44.4%	44.4%	11.1%	0.0%	0.0%	0.0%	0.0%	0.0%
<b>HIST 234</b>	29	82.8%	6.9%	0.0%	3.4%	6.9%	0.0%	0.0%	0.0%
<b>HSC 101</b>	3	33.3%	0.0%	0.0%	0.0%	66.7%	0.0%	0.0%	0.0%



VOORHEES UNIVERSITY  
DIVISION OF STRATEGIC PLANNING, ASSESSMENT AND TECHNOLOGY

**Spring 2024 Grade Distribution by Course**

<b>HSC 231</b>	50	44.0%	20.0%	14.0%	2.0%	20.0%	0.0%	0.0%	0.0%
<b>HSC 322</b>	2	100.0%	0.0%	0.0%	0.0%	0.0%	0.0%	0.0%	0.0%
<b>HSC 331</b>	1	100.0%	0.0%	0.0%	0.0%	0.0%	0.0%	0.0%	0.0%
<b>HSC 443</b>	1	0.0%	0.0%	100.0%	0.0%	0.0%	0.0%	0.0%	0.0%
<b>HSC 446</b>	1	0.0%	100.0%	0.0%	0.0%	0.0%	0.0%	0.0%	0.0%
<b>HSC 491</b>	2	50.0%	0.0%	0.0%	0.0%	50.0%	0.0%	0.0%	0.0%
<b>INDS 400</b>	5	100.0%	0.0%	0.0%	0.0%	0.0%	0.0%	0.0%	0.0%
<b>INDS 401</b>	4	75.0%	25.0%	0.0%	0.0%	0.0%	0.0%	0.0%	0.0%
<b>INDS 402</b>	9	33.3%	22.2%	22.2%	11.1%	11.1%	0.0%	0.0%	0.0%
<b>INDS 403</b>	6	50.0%	16.7%	16.7%	16.7%	0.0%	0.0%	0.0%	0.0%
<b>MATH 121</b>	9	22.2%	22.2%	22.2%	11.1%	11.1%	0.0%	0.0%	11.1%
<b>MATH 131</b>	2	50.0%	50.0%	0.0%	0.0%	0.0%	0.0%	0.0%	0.0%
<b>MATH 231</b>	13	23.1%	23.1%	30.8%	15.4%	7.7%	0.0%	0.0%	0.0%
<b>MATH 232</b>	23	69.6%	13.0%	8.7%	4.3%	4.3%	0.0%	0.0%	0.0%
<b>MATH 331</b>	7	42.9%	28.6%	14.3%	14.3%	0.0%	0.0%	0.0%	0.0%
<b>MATH 332</b>	4	75.0%	25.0%	0.0%	0.0%	0.0%	0.0%	0.0%	0.0%
<b>MATH 343</b>	7	100.0%	0.0%	0.0%	0.0%	0.0%	0.0%	0.0%	0.0%
<b>MATH 434</b>	9	33.3%	44.4%	22.2%	0.0%	0.0%	0.0%	0.0%	0.0%
<b>MCM 230</b>	3	33.3%	66.7%	0.0%	0.0%	0.0%	0.0%	0.0%	0.0%
<b>MCM 430</b>	1	100.0%	0.0%	0.0%	0.0%	0.0%	0.0%	0.0%	0.0%
<b>MCM 462</b>	1	0.0%	0.0%	100.0%	0.0%	0.0%	0.0%	0.0%	0.0%
<b>MCP 231</b>	7	28.6%	0.0%	14.3%	0.0%	14.3%	28.6%	0.0%	14.3%



VOORHEES UNIVERSITY  
DIVISION OF STRATEGIC PLANNING, ASSESSMENT AND TECHNOLOGY

**Spring 2024 Grade Distribution by Course**

<b>MCP 332</b>	5	20.0%	40.0%	40.0%	0.0%	0.0%	0.0%	0.0%	0.0%
<b>MCR 330</b>	1	100.0%	0.0%	0.0%	0.0%	0.0%	0.0%	0.0%	0.0%
<b>MCR 331</b>	2	0.0%	100.0%	0.0%	0.0%	0.0%	0.0%	0.0%	0.0%
<b>MEDU 500</b>	25	52.0%	24.0%	8.0%	0.0%	0.0%	8.0%	0.0%	8.0%
<b>MEDU 600</b>	17	23.5%	41.2%	29.4%	0.0%	5.9%	0.0%	0.0%	0.0%
<b>MEDU 601</b>	20	45.0%	30.0%	15.0%	5.0%	5.0%	0.0%	0.0%	0.0%
<b>MEDU 602</b>	20	20.0%	20.0%	30.0%	0.0%	30.0%	0.0%	0.0%	0.0%
<b>MEDU 603</b>	17	41.2%	23.5%	29.4%	0.0%	5.9%	0.0%	0.0%	0.0%
<b>MEDU 609</b>	40	42.5%	42.5%	0.0%	2.5%	0.0%	2.5%	0.0%	10.0%
<b>MEDU 610</b>	16	81.3%	12.5%	0.0%	0.0%	6.3%	0.0%	0.0%	0.0%
<b>MEDU 620</b>	16	31.3%	12.5%	18.8%	0.0%	6.3%	6.3%	0.0%	25.0%
<b>MEDU 632</b>	19	63.2%	10.5%	5.3%	0.0%	10.5%	10.5%	0.0%	0.0%
<b>MEDU 650</b>	18	44.4%	11.1%	11.1%	5.6%	5.6%	0.0%	0.0%	22.2%
<b>MEDU 654</b>	13	69.2%	15.4%	7.7%	0.0%	7.7%	0.0%	0.0%	0.0%
<b>MEDU 655</b>	17	70.6%	17.6%	0.0%	0.0%	11.8%	0.0%	0.0%	0.0%
<b>MEDU 658</b>	12	58.3%	25.0%	8.3%	0.0%	8.3%	0.0%	0.0%	0.0%
<b>MEDU 676</b>	34	41.2%	44.1%	5.9%	2.9%	0.0%	0.0%	0.0%	5.9%
<b>MEDU 692</b>	10	10.0%	80.0%	10.0%	0.0%	0.0%	0.0%	0.0%	0.0%
<b>MGT 330</b>	6	100.0%	0.0%	0.0%	0.0%	0.0%	0.0%	0.0%	0.0%
<b>MGT 331</b>	29	20.7%	44.8%	13.8%	0.0%	20.7%	0.0%	0.0%	0.0%
<b>MGT 332</b>	32	12.5%	31.3%	25.0%	6.3%	15.6%	9.4%	0.0%	0.0%
<b>MGT 333</b>	3	100.0%	0.0%	0.0%	0.0%	0.0%	0.0%	0.0%	0.0%



VOORHEES UNIVERSITY  
DIVISION OF STRATEGIC PLANNING, ASSESSMENT AND TECHNOLOGY

**Spring 2024 Grade Distribution by Course**

<b>MGT 334</b>	5	100.0%	0.0%	0.0%	0.0%	0.0%	0.0%	0.0%	0.0%
<b>MGT 335</b>	13	38.5%	7.7%	15.4%	0.0%	15.4%	23.1%	0.0%	0.0%
<b>MGT 432</b>	2	50.0%	0.0%	0.0%	0.0%	50.0%	0.0%	0.0%	0.0%
<b>MGT 434</b>	14	28.6%	57.1%	7.1%	0.0%	7.1%	0.0%	0.0%	0.0%
<b>MKT 331</b>	10	40.0%	10.0%	30.0%	10.0%	10.0%	0.0%	0.0%	0.0%
<b>MS 102</b>	3	33.3%	66.7%	0.0%	0.0%	0.0%	0.0%	0.0%	0.0%
<b>MS 202</b>	2	50.0%	50.0%	0.0%	0.0%	0.0%	0.0%	0.0%	0.0%
<b>MS 322</b>	4	25.0%	0.0%	0.0%	50.0%	25.0%	0.0%	0.0%	0.0%
<b>MUS 220</b>	43	62.8%	4.7%	14.0%	4.7%	14.0%	0.0%	0.0%	0.0%
<b>OGMT 339</b>	1	0.0%	100.0%	0.0%	0.0%	0.0%	0.0%	0.0%	0.0%
<b>OGMT 434</b>	6	66.7%	16.7%	0.0%	0.0%	16.7%	0.0%	0.0%	0.0%
<b>OGMT 439</b>	3	100.0%	0.0%	0.0%	0.0%	0.0%	0.0%	0.0%	0.0%
<b>OGMT 444</b>	1	0.0%	0.0%	0.0%	0.0%	0.0%	0.0%	100.0%	0.0%
<b>OGMT 445</b>	2	50.0%	0.0%	50.0%	0.0%	0.0%	0.0%	0.0%	0.0%
<b>OGMT 452</b>	3	100.0%	0.0%	0.0%	0.0%	0.0%	0.0%	0.0%	0.0%
<b>PE 120</b>	33	54.5%	12.1%	18.2%	0.0%	9.1%	0.0%	0.0%	6.1%
<b>PHYS 130</b>	53	28.3%	13.2%	13.2%	17.0%	24.5%	0.0%	0.0%	3.8%
<b>PHYS 242</b>	15	40.0%	26.7%	26.7%	0.0%	6.7%	0.0%	0.0%	0.0%
<b>PSY 331</b>	10	50.0%	20.0%	0.0%	10.0%	20.0%	0.0%	0.0%	0.0%
<b>PSY 350</b>	12	58.3%	33.3%	0.0%	0.0%	8.3%	0.0%	0.0%	0.0%
<b>PSY 360</b>	11	63.6%	18.2%	0.0%	9.1%	9.1%	0.0%	0.0%	0.0%
<b>PSY 380</b>	6	66.7%	33.3%	0.0%	0.0%	0.0%	0.0%	0.0%	0.0%





VOORHEES UNIVERSITY  
DIVISION OF STRATEGIC PLANNING, ASSESSMENT AND TECHNOLOGY

**Spring 2024 Grade Distribution by Course**

<b>PSY 390</b>	8	62.5%	12.5%	25.0%	0.0%	0.0%	0.0%	0.0%	0.0%
<b>PSY 434</b>	6	83.3%	16.7%	0.0%	0.0%	0.0%	0.0%	0.0%	0.0%
<b>PSY 450</b>	5	40.0%	20.0%	20.0%	20.0%	0.0%	0.0%	0.0%	0.0%
<b>PSY 452</b>	2	50.0%	50.0%	0.0%	0.0%	0.0%	0.0%	0.0%	0.0%
<b>PSY 460</b>	5	80.0%	20.0%	0.0%	0.0%	0.0%	0.0%	0.0%	0.0%
<b>PSY 462</b>	6	66.7%	16.7%	16.7%	0.0%	0.0%	0.0%	0.0%	0.0%
<b>REC 222</b>	21	57.1%	23.8%	14.3%	0.0%	4.8%	0.0%	0.0%	0.0%
<b>REC 321</b>	15	80.0%	6.7%	13.3%	0.0%	0.0%	0.0%	0.0%	0.0%
<b>REL 231</b>	54	33.3%	20.4%	16.7%	13.0%	14.8%	0.0%	0.0%	1.9%
<b>REL 232</b>	42	21.4%	28.6%	23.8%	9.5%	14.3%	0.0%	0.0%	2.4%
<b>REL 233</b>	25	20.0%	28.0%	32.0%	12.0%	8.0%	0.0%	0.0%	0.0%
<b>SM 232</b>	13	38.5%	38.5%	15.4%	0.0%	7.7%	0.0%	0.0%	0.0%
<b>SM 234</b>	14	100.0%	0.0%	0.0%	0.0%	0.0%	0.0%	0.0%	0.0%
<b>SM 332</b>	3	100.0%	0.0%	0.0%	0.0%	0.0%	0.0%	0.0%	0.0%
<b>SM 334</b>	21	95.2%	0.0%	0.0%	0.0%	0.0%	4.8%	0.0%	0.0%
<b>SM 431</b>	6	33.3%	33.3%	33.3%	0.0%	0.0%	0.0%	0.0%	0.0%
<b>SM 440</b>	2	100.0%	0.0%	0.0%	0.0%	0.0%	0.0%	0.0%	0.0%
<b>SOC 334</b>	8	25.0%	62.5%	12.5%	0.0%	0.0%	0.0%	0.0%	0.0%
<b>SOC 335</b>	6	33.3%	50.0%	0.0%	16.7%	0.0%	0.0%	0.0%	0.0%
<b>SOC 337</b>	11	9.1%	72.7%	9.1%	9.1%	0.0%	0.0%	0.0%	0.0%
<b>SOC 432</b>	5	40.0%	0.0%	60.0%	0.0%	0.0%	0.0%	0.0%	0.0%
<b>SOCJ 333</b>	19	21.1%	52.6%	5.3%	0.0%	21.1%	0.0%	0.0%	0.0%



VOORHEES UNIVERSITY  
DIVISION OF STRATEGIC PLANNING, ASSESSMENT AND TECHNOLOGY

**Spring 2024 Grade Distribution by Course**

<b>SOCJ 435</b>	1	0.0%	0.0%	100.0%	0.0%	0.0%	0.0%	0.0%	0.0%
<b>SPAN 131</b>	48	75.0%	8.3%	6.3%	0.0%	10.4%	0.0%	0.0%	0.0%
<b>SPAN 132</b>	14	64.3%	0.0%	35.7%	0.0%	0.0%	0.0%	0.0%	0.0%
<b>SPCH 130</b>	37	51.4%	27.0%	13.5%	2.7%	0.0%	0.0%	0.0%	5.4%
<b>SS 231</b>	20	55.0%	5.0%	5.0%	5.0%	20.0%	5.0%	0.0%	5.0%
<b>SS 332</b>	14	28.6%	28.6%	21.4%	0.0%	21.4%	0.0%	0.0%	0.0%
<b>SS 433</b>	14	78.6%	7.1%	14.3%	0.0%	0.0%	0.0%	0.0%	0.0%
<b>SS 434</b>	5	40.0%	20.0%	40.0%	0.0%	0.0%	0.0%	0.0%	0.0%
<b>SS 435</b>	5	0.0%	40.0%	60.0%	0.0%	0.0%	0.0%	0.0%	0.0%
<b>SS 440</b>	8	25.0%	25.0%	37.5%	12.5%	0.0%	0.0%	0.0%	0.0%
<b>THE 434</b>	1	0.0%	100.0%	0.0%	0.0%	0.0%	0.0%	0.0%	0.0%
<b>Grand Total</b>	<b>2455</b>	45.0%	22.3%	14.9%	4.2%	10.8%	1.2%	0.0%	1.5%

Spring Gateway Courses 2024

Course	Total	A%	B%	C%	D%	F%	I%	W%
<b>ACT 231</b>	7	28.6%	14.3%	0.0%	14.3%	28.6%	14.3%	0.0%
<b>ART 220</b>	18	50.0%	16.7%	22.2%	0.0%	11.1%	0.0%	0.0%
<b>BA 134</b>	29	75.9%	3.4%	3.4%	6.9%	3.4%	3.4%	3.4%



VOORHEES UNIVERSITY  
DIVISION OF STRATEGIC PLANNING, ASSESSMENT AND TECHNOLOGY

Spring Gateway Courses 2024

<b>BA 230</b>	20	95.0%	0.0%	0.0%	0.0%	0.0%	0.0%	5.0%
<b>BA 232</b>	27	77.8%	3.7%	0.0%	7.4%	7.4%	0.0%	3.7%
<b>BIO 130</b>	40	17.5%	12.5%	30.0%	12.5%	17.5%	0.0%	10.0%
<b>CBIS 231</b>	17	5.9%	52.9%	5.9%	11.8%	17.6%	0.0%	5.9%
<b>CD 100</b>	7	57.1%	14.3%	14.3%	14.3%	0.0%	0.0%	0.0%
<b>CD 200</b>	3	0.0%	66.7%	0.0%	0.0%	33.3%	0.0%	0.0%
<b>CJ 232</b>	20	40.0%	30.0%	25.0%	0.0%	0.0%	0.0%	5.0%
<b>CMP 130</b>	51	17.6%	17.6%	29.4%	5.9%	29.4%	0.0%	0.0%
<b>CMP 150</b>	12	16.7%	33.3%	33.3%	0.0%	16.7%	0.0%	0.0%
<b>CMP 225</b>	6	83.3%	16.7%	0.0%	0.0%	0.0%	0.0%	0.0%
<b>CP 121</b>	107	50.5%	19.6%	11.2%	4.7%	13.1%	0.0%	0.9%
<b>CP 201</b>	10	90.0%	10.0%	0.0%	0.0%	0.0%	0.0%	0.0%



VOORHEES UNIVERSITY  
DIVISION OF STRATEGIC PLANNING, ASSESSMENT AND TECHNOLOGY

Spring Gateway Courses 2024

<b>CP 202</b>	112	43.8%	19.6%	8.0%	5.4%	17.0%	5.4%	0.9%
<b>EDU 230</b>	10	60.0%	20.0%	20.0%	0.0%	0.0%	0.0%	0.0%
<b>EDU 235</b>	6	66.7%	33.3%	0.0%	0.0%	0.0%	0.0%	0.0%
<b>EM 101</b>	2	50.0%	50.0%	0.0%	0.0%	0.0%	0.0%	0.0%
<b>ENG 131</b>	44	47.7%	22.7%	13.6%	0.0%	13.6%	2.3%	0.0%
<b>ENG 132</b>	60	10.0%	21.7%	43.3%	0.0%	23.3%	0.0%	1.7%



VOORHEES UNIVERSITY  
DIVISION OF STRATEGIC PLANNING, ASSESSMENT AND TECHNOLOGY

**Degrees Awarded/Degree Completion:**

The University completes data on the graduating class annually, including the total number of graduates and the number of graduates in each major. A table of data on graduates is provided in the University's Fact Book. The table below shows the results of degrees awarded from 2017-2022:

	2019-2020	2020-2021	2021-2022	2022-2023	2023-2024
<b>Undergraduates</b>	<b>86</b>	<b>75</b>	<b>97</b>	<b>77</b>	<b>74</b>
<b>Graduates</b>	<b>0</b>	<b>0</b>	<b>0</b>	<b>8</b>	<b>13</b>
<b>Total</b>	<b>86</b>	<b>75</b>	<b>97</b>	<b>86</b>	<b>87</b>

**Degrees Awarded/Degree Completion by Major:**

DEGREE	2021-2022	2022-2023	2023-2024
<b>Accounting</b>	<b>2</b>	<b>1</b>	<b>---</b>
<b>Biology</b>	<b>9</b>	<b>12</b>	<b>2</b>
<b>Business Administration</b>	<b>11</b>	<b>8</b>	<b>8</b>
<b>Child Development</b>	<b>9</b>	<b>5</b>	<b>5</b>
<b>Computer Science</b>	<b>5</b>	<b>5</b>	<b>1</b>
<b>Criminal Justice</b>	<b>8</b>	<b>12</b>	<b>17</b>
<b>Emergency Management</b>	<b>1</b>	<b>0</b>	<b>3</b>



VOORHEES UNIVERSITY  
DIVISION OF STRATEGIC PLANNING, ASSESSMENT AND TECHNOLOGY

<b>Interdisciplinary Studies</b>	<b>9</b>	<b>6</b>	<b>9</b>
<b>Mass Communication</b>	<b>2</b>	<b>2</b>	<b>1</b>
<b>Organizational Management</b>	<b>10</b>	<b>5</b>	<b>5</b>
<b>Psychology</b>	<b>11</b>	<b>6</b>	<b>9</b>
<b>Public Health</b>	<b>0</b>	<b>6</b>	<b>3</b>
<b>Sociology</b>	<b>5</b>	<b>1</b>	<b>1</b>
<b>Sports Management</b>	<b>14</b>	<b>5</b>	<b>8</b>
<b>Theological Studies</b>	<b>1</b>	<b>3</b>	<b>2</b>
<b>Master of Education (M.Ed.)</b>	<b>---</b>	<b>7</b>	<b>13</b>
<b>TOTAL</b>	<b>97</b>	<b>84</b>	<b>87</b>

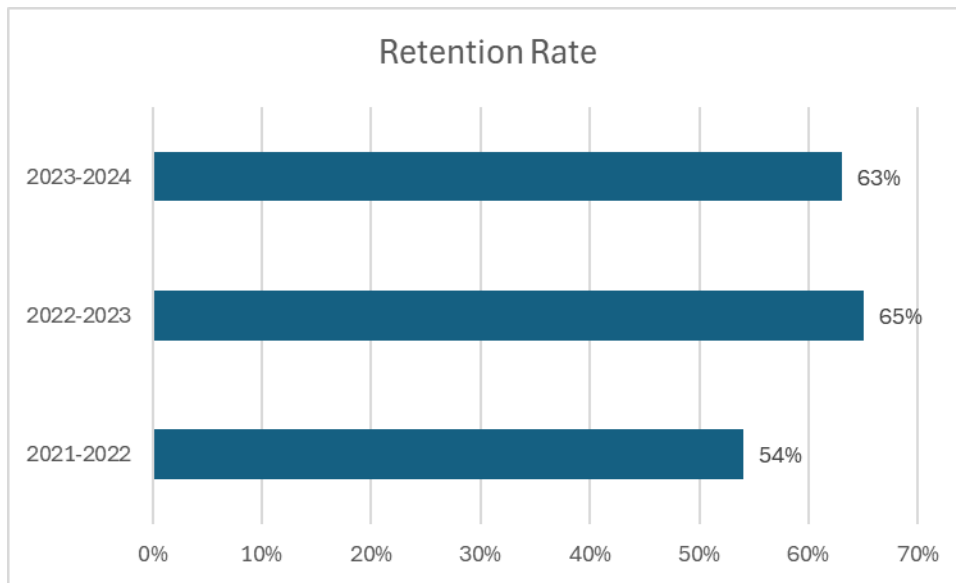
**Graduation and Long-Term Retention Rate:**

The Office of Institutional Effectiveness Research maintains longitudinal data and information through IPEDS as well as internal studies on the proportion of students completing their course of study in a four-year and six-year period.

	<b>6-Year Graduation Rates</b>	<b>First Year to Second Year Retention Rates</b>
<b>2023-2024</b>	<b>38%</b>	<b>63%</b>
<b>2022-2023</b>	<b>41%</b>	<b>65%</b>
<b>2021-2022</b>	<b>32%</b>	<b>54%</b>



VOORHEES UNIVERSITY  
DIVISION OF STRATEGIC PLANNING, ASSESSMENT AND TECHNOLOGY



Graduation rates can be measured over different lengths of time. Most bachelor’s degrees are designed for completion within four years. However, the typical amount of time it takes full-time students to complete an undergraduate program is impacted by environmental



VOORHEES UNIVERSITY  
DIVISION OF STRATEGIC PLANNING, ASSESSMENT AND TECHNOLOGY

factors, such as work, family obligations, and others. Consequently, Voorhees University provides graduation rates within four years and six years.

**Graduation Rate and Professional School Enrollment and Performance:**

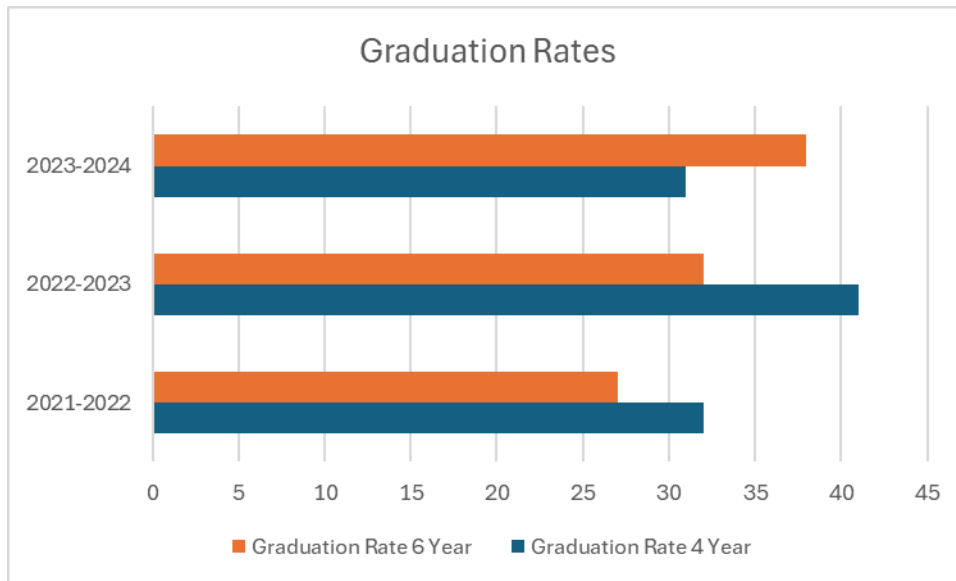
Voorhees University compiles information on the number of graduates who enroll in graduate and professional schools and their success is determined by completing their program of study.

2021-2022	2022-2023	2023-2024
<b>Total number of graduates</b>	<b>Total number of graduates</b>	<b>Total number of graduates</b>
<b>97</b>	<b>84</b>	<b>87</b>
<b>Number and % of graduates in graduate or professional school</b>	<b>Number and % of graduates in graduate or professional school</b>	<b>Number and % of graduates in graduate or professional school</b>
<b>12 (12%)</b>	<b>18 (23%)</b>	<b>Pending</b>





VOORHEES UNIVERSITY  
DIVISION OF STRATEGIC PLANNING, ASSESSMENT AND TECHNOLOGY



**Quality Enhancement Plan (QEP) Initiatives**

Information	Percentage
Seniors who participated in experiential activity	100%
Graduates who participated in experiential learning	100%
Graduates participating in internships/apprenticeships	26%
Graduates participating in research opportunities	33%



VOORHEES UNIVERSITY  
DIVISION OF STRATEGIC PLANNING, ASSESSMENT AND TECHNOLOGY

**Placement**

Grad Year	Completers	Employed		Graduate	
		N	%	N	%
2021-22	96	85	88.5	7	7.3
2022-23	78	65	83.3	6	7.7
2023-24	66	60	90.9	4	6.1